

PLAN-FOOTPATH DETAILS
SCALE 1:20

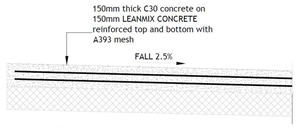

SECTION E-E
SCALE 1:20

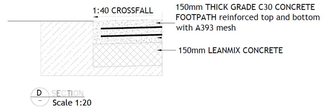

D SECTION
Scale 1:20

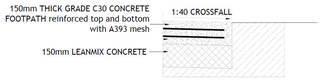

C SECTION
Scale 1:20

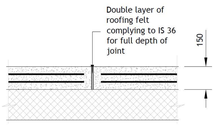

SECTION F-F (JOINT DETAIL)
SCALE 1:20

NOTES :

1. ALL CONCRETE EDGES AND JOINTS SHALL HAVE A BULLNOSED TROWEL FINISH

Note:
Plate bearing tests required at 10m centers on formation level - results to be submitted to the engineer for review and approval prior to placement of geotextile

- 45mm STONE MASTIC ASPHALT WEARING COURSE TO CLAUSE 942 OF TII SPECIFICATION FOR ROADWORKS (10mm NOMINAL SIZE AGRREGATE). FINISH TO BE TRACBLASTED AS PER SPECIFICATION
- 70mm DENSE BASE ASPHALT CONCRETE BASE COURSE TO CLAUSE 906 OF TII SPECIFICATION (20mm NOMINAL SIZE AGGREGATE)
- 150mm GRANULAR MATERIAL TYPE B SUB-BASE TO CLAUSE 808 COMPACTED IN LAYERS IN ACCORDANCE WITH CLAUSE 802 OF THE TII SPECIFICATION FOR ROADWORKS
- 250mm GRANULAR MATERIAL 6F2 TO TABLE 6/1 OF THE NRA SPECIFICATION FOR ROADWORKS-DEPTH TO BE ESTABLISHED FOLLOWING RESULTS OF PLATE BEARING TEST
- GEOTEXTILE AS PER CL 609 OF THE TII SPECIFICATION FOR ROADWORKS
- SELECTED FILL MATERIAL (IF REQUIRED) TO TABLE 6/1 CLASS 1A OF THE TII SPECIFICATION FOR ROAD WORKS

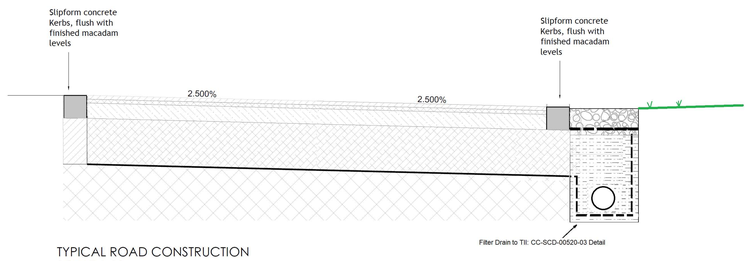

TYPICAL ROAD CONSTRUCTION
SCALE 1:20

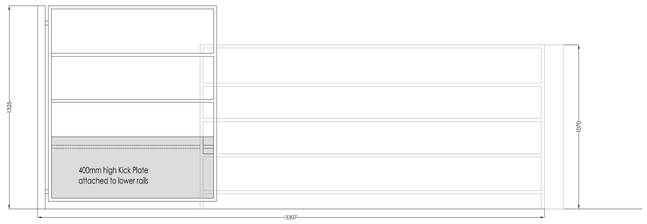

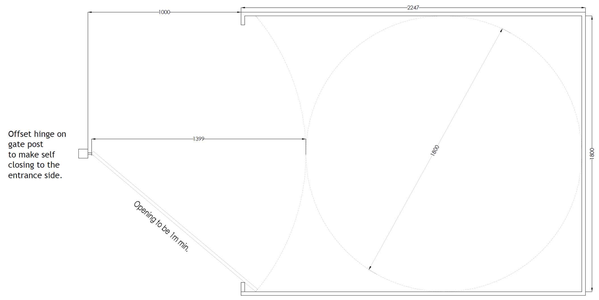

Conforms to BS5709
The internal width of the enclosure should be at least 1.8m to ensure that, when the gate is fully open, the distance between the gate and the clapping post is a minimum of 1m. The depth from the end of the gate (at the mid point of its travel) to the back of the enclosure should be a minimum of 1.8m.

SPECIAL NEEDS COMPATIBLE KISSING GATE
SCALE 1:20

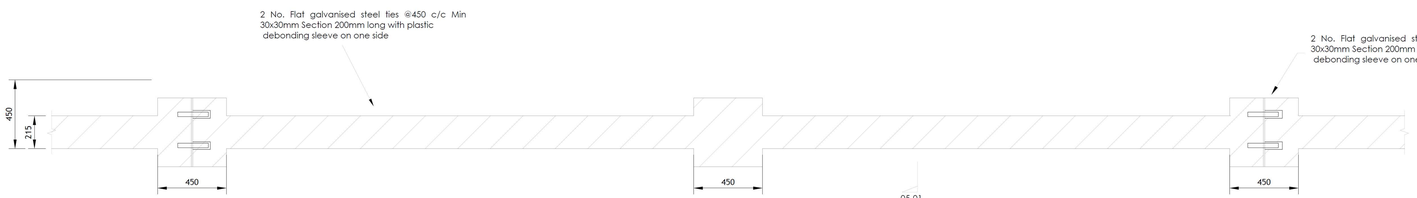

Typical Wall Plan
Scale 1:20

05-01

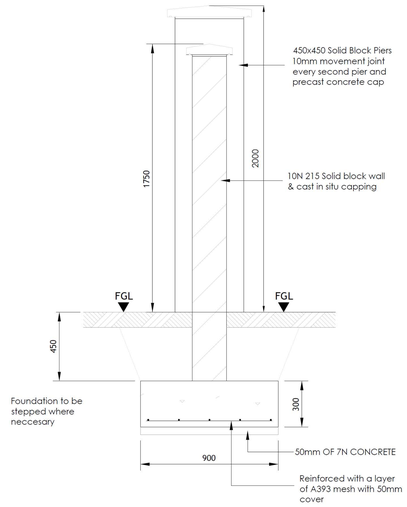

TYPICAL WALL SECTION
SCALE 1:20

Notes:
Do not scale.
Dimensions and units are in millimeters

TIPPERARY COUNTY COUNCIL **Environment & Climate Action**	**DESIGN** *L.LEE* **DRAWN** *L.LEE* **CHECKED** *LL/RB/FOC* **APPROVED** *RB/FOC*	**PROJECT:** **FETHARD LAWN CEMETERY**	**SCALES** *As shown @A1* **DATE** *JANUARY 2023* **ISSUED FOR:** *Discussion* **REVISION:** *2* **SHEET:** *1OF 1*
Director of Services: *Eamon Lonergan* **Senior Executive Engineer:** *Ruairi Boland*			**DRAWING Name/No. 1005-01**

DRAWING TITLE:
Construction Details

Drawing Path: Z:\Groups\Environment\Tipperary\Burial Grounds\Drawings Maps Surveys\Calvary Fethard\PART 8\1005-01.dwg