

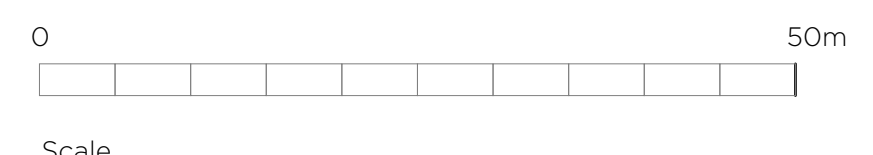




SITE CONTEXT PLAN _ 1/500

 SITE SUBJECT TO THIS PART 8 PLANNING APPLICATION OUTLINED IN RED
 LOCATION OF SITE NOTICE



LEAD CONSULTANT / ARCHITECT:	ROBIN LEE ARCHITECTURE
QUANTITY SURVEYOR:	SAMMON
STRUCTURAL & CIVIL ENGINEER:	CORA
MECHANICAL & ELECTRICAL ENGINEER:	DELAP & WALLER

Issue	Description	Date	Drawn	Check
P1	PART 8 APPLICATION	01.12.2022	OC	RL

USE FIGURED DIMENSIONS ONLY - DO NOT SCALE FROM DRAWINGS - ALL DIMENSIONS TO BE CHECKED ON SITE - DRAWING TO BE READ IN CONJUNCTION WITH RELEVANT CONSULTANT DRAWINGS - ANY DISCREPANCIES TO BE REPORTED TO THE ARCHITECT COPYRIGHT ROBIN LEE ARCHITECTURE

ROBIN LEE ARCHITECTURE		PART 8	
71 Queensway LONDON W2 4QH		Project No. 22011	
T: 020 3368 6724 E: info@robinleearchitecture.com W: www.robinleearchitecture.com		Client TIPPERARY COUNTY COUNCIL	
Date Dec 2022		Drawing No. D.002	
Scale / Format 1:500 / A1		Issue	
Drawn / Checked OC / RL		Site Context Plan _ 1/500 _ Existing	
Drawing Name		Issue P1	