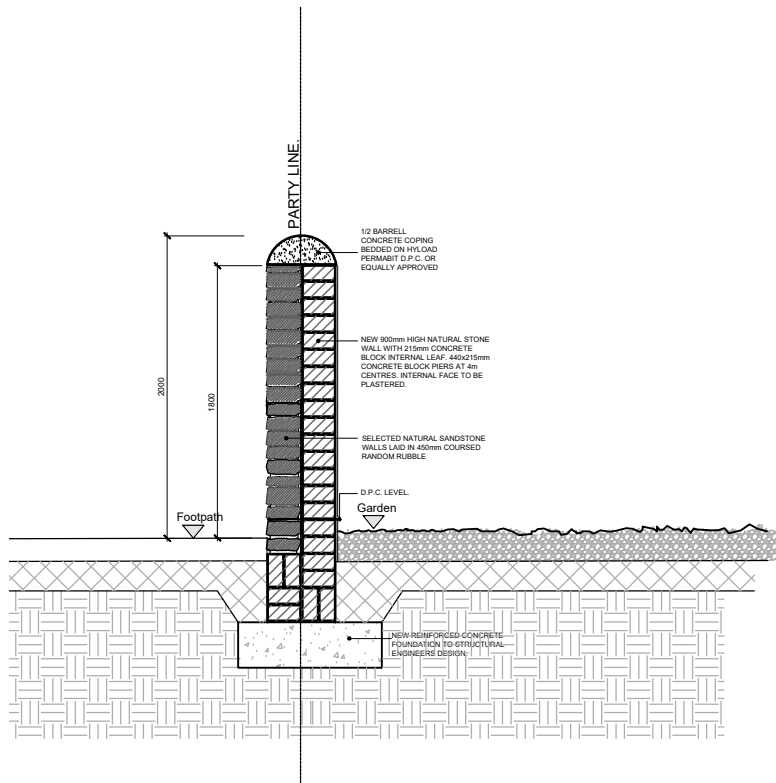
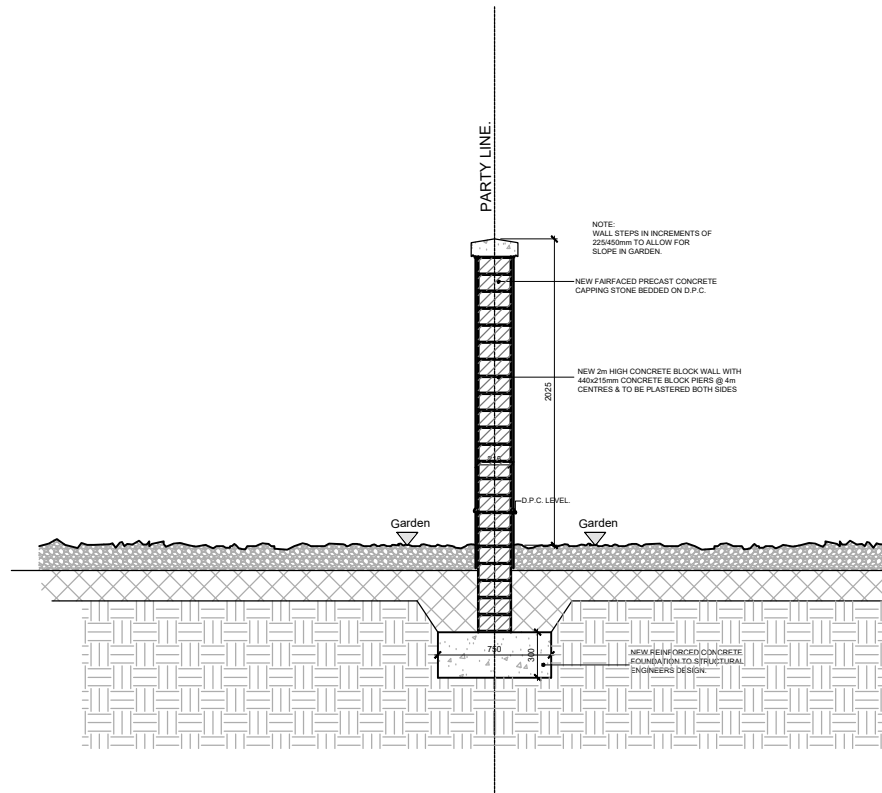


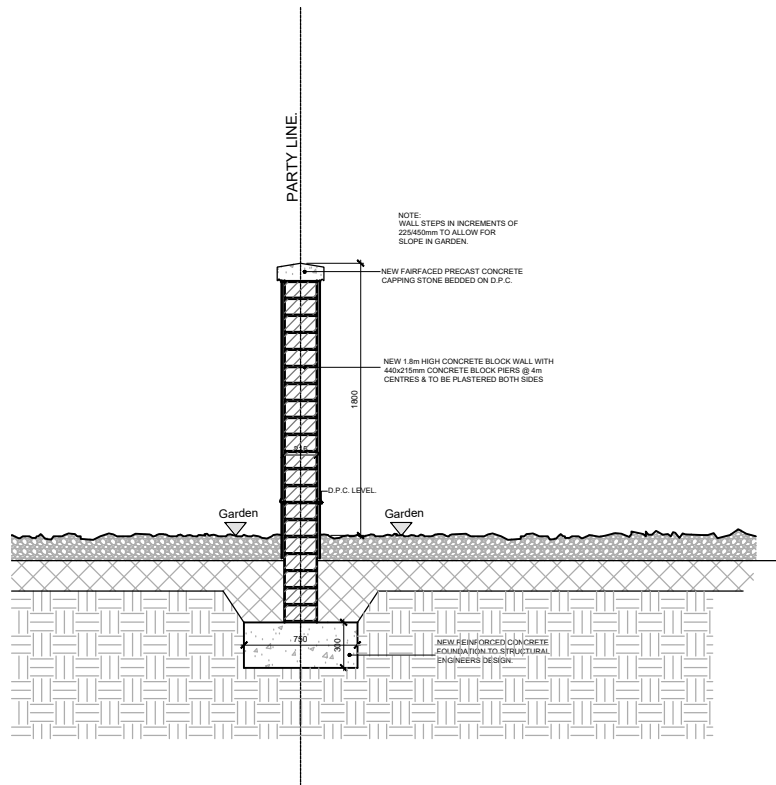
DO NOT SCALE FROM THIS DRAWING. USE FIGURED DIMENSIONS IN ALL CASES.
VERIFY DIMENSIONS ON SITE AND REPORT ANY DISCREPANCIES TO THE ARCHITECTS IMMEDIATELY.
THIS DRAWING TO BE READ IN CONJUNCTION WITH THE ARCHITECT'S SPECIFICATION.
© THIS DRAWING IS COPYRIGHT AND MAY ONLY BE REPRODUCED WITH THE ARCHITECTS PERMISSION.



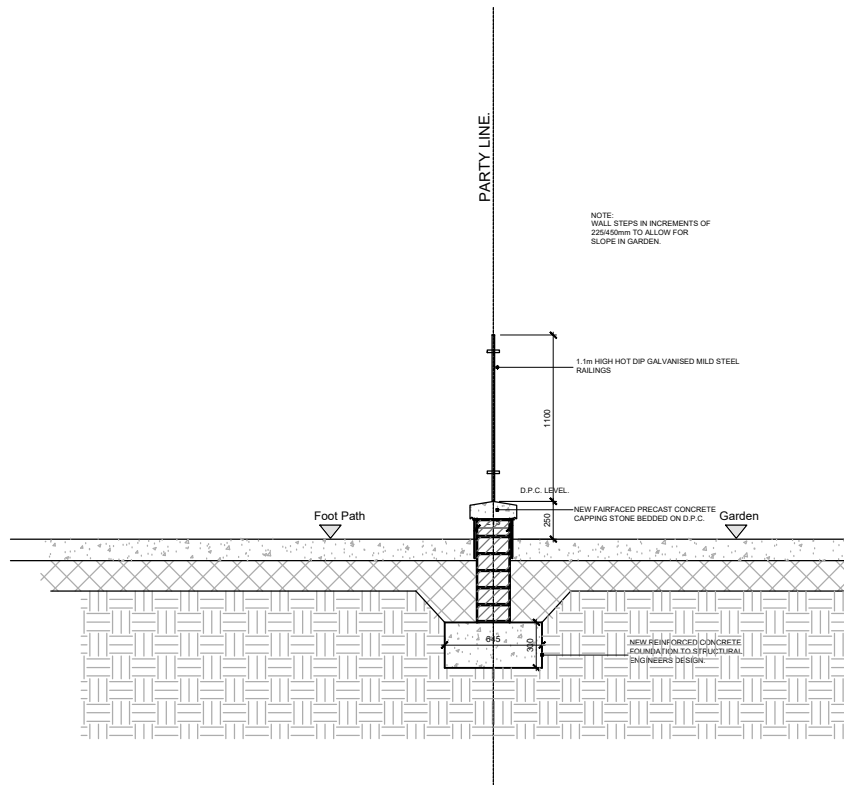
NOTE:
2.0m HIGH STONE FACED
CAPPED GARDEN WALL



NOTE:
2.0m HIGH 215 CAPPED
GARDEN WALL



NOTE:
1.8m HIGH 215 CAPPED
GARDEN WALL



NOTE:
1.1m HIGH HOT DIP
GALVANISED MILD STEEL RAILINGS

[illegible]

C.J. Falconer
+ Associates
ARCHITECTS

St. Patrick's House, Newtown, Waterford, X91-RR76, Ireland.
t: +353 (0)51 878888 e: mail@cjfa.ie w: www.cjfa.ie

DWG. SERIES:

PART 8

CLIENT: **TIPPERARY COUNTY COUNCIL**

JOB: Social Housing Development at
Grove Street, Roscrea, Co. Tipperary

DRAWING:

Proposed Boundary Treatments

DATE:	Jan. 2023
DRAWN:	Kevin Guinard

SCALE:	1:100 @ A1
CHECKED:	Gary Falconer

JOB NUMBER:
2021012

DWG NUMBER:	PL-600
-------------	--------

REVISION: